

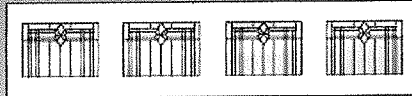
Deluxe Series

50, 51, 52 & 53


Gentry Window Series*



Geneva



Rochester



Pewter Two Diamond



Pewter Empire



Gold Two Diamond



Gold Empire

Estate Window Series



Plain



Cascade



Cathedral



Prairie



Sherwood 4



Sherwood 8



Stockton



Waterton



Sunrise 5



Sunrise 6



Sunrise 7



Sunrise 8



Sunset 4



Sunset 8

Panel Colors




White

Sandtone

Almond

Brown

Panel Styles




Raised Short Panel
Models 50 & 51

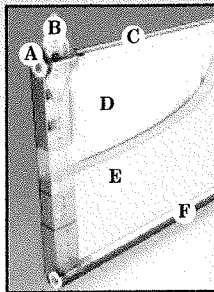


Flush Panel
Models 52 & 53

Construction



- A. Finish Painted Coat
- B. Primer Coat
- C. Galvanized Layer
- D. Steel



- A. 11 Ball nylon rollers provide quiet operation and long lasting durability.
- B. Heavy-duty galvanized 14 gauge hardware
- C. Tongue and groove design provides weathertight section joints
- D. 24 gauge steel
- E. Vinyl-backed 1-3/8" expanded polystyrene insulation provides an R-Value of 6.0 (models 51 and 53)
- F. Aluminum bottom retainer with vinyl weatherstrip.

*Safe-Way recommends viewing samples of Gentry style window prior to ordering. Gentry depictions on this literature are actual photography however lighting inside or outside the garage can significantly impact the "look" of these windows. Please consult with your dealer prior to purchase.

Distributed by:



DASMA
Door & Access Systems
Manufacturers Association
International

IDA
International Door Association
Enhancing the Value and Profitability
of Door & Access Systems Industry

As Safe-Way Door constantly strives to improve our product, all specifications listed in this informative brochure are subject to change without notice or obligation. Printed color may vary from actual color, please check with your local dealer for color swatches.
2010 E-20-141



SAFE-WAY
GARAGE DOORS

Make a Statement

3814 East U.S. 30 • Warsaw, IN 46580
574-267-4861 • Fax: 574-267-2871
safe-waydoor.com